

Newbury Town Council**Public Report****To: Council****Date of meeting: 30 January 2023.****Agenda item No. 12: 2023/24 Budget and Precept****Decision Required:**

To note that the Policy & Resources Committee resolved on 16 January to adopt a budget for 2023/24, and recommends that the Council sets an overall budget expenditure of £2,280,724

To resolve to adopt the budget for Financial Year 2023/2024 and raise a precept of £1,575,224 for the year

To resolve that a leaflet explaining to the public how the precept is to be used during 2023/24 is produced, with that leaflet to be distributed to each household in Newbury and published on the Council's website.

Budget Highlights

The full figures for the proposed budget for 2023-24 are shown on the attached table.

The table details the budget as approved last year, with actual outturn, the budget for this year with projected outturns and the proposed expenditures for next year and the sources of funds for this expenditure.

In summary, the "bottom lines" are as follows:

Year	Total Expenditure					
		NTC income	Precept	Reserves	CIL/S106	PWLB
21-22	1,306,014	247,401	1,135,249	-105,331	28,695	0
22-23 ¹	1,727,955	250,996	1,180,623	246,336	50,000	0
23-24	2,280,724	302,345	1,272,879	330,161	75,339	300,000

The draft budget continues the work of the Council in delivering the 4 key elements of the Council's Strategy 2019-2024:

1. Help make Newbury a unique, welcoming, safe and well cared for Town
2. Foster a real sense of community
3. Take actions to address the climate emergency
4. Focused support for youth, the elderly, minorities and the vulnerable.

¹ Projected outturn

The Main features of the budget are as follows:

Salaries: A proposed increase of 9.5% which incorporates the Staff structure review, as approved by the Staff Subcommittee.

Grounds Maintenance Contract: the draft budget provides for our new grounds maintenance contract, operative from 7 January 2023. The annual increase is 12% approx. but given current inflation rates, the new contract represents real value for money for the Council.

The Community Café in Victoria Park: The draft budget also proposes funds for the construction of the proposed community Café in Victoria Park. Planning permission has been obtained and discharge of all planning conditions approved. We have been out to tender and our QS is negotiating a final price with three contractors. We have also agreed the operator for the new café, and they will be involved in the design, layout and fitout of the café. The planned opening date is late 2023. The planned expenditure for the coming year is £630,000, funded from reserves (£269,661), CIL (£60,339) and a loan of £300,000.

Precept requirement

The budget above proposes an overall expenditure for 2023-24 of £2,280,724.

Of this total, £705,00 is for capital/ one-off projects, which will be funded from reserves (£330,161), CIL/ Section 106 (£75,339) and a loan of £300,000. The remaining revenue expenditure is to be funded from Town Council income from charges and services (£302,345) and the Council Tax precept requirement of £1,272,879.

The precept represents an increase of £92,256 on last year's (7.8% increase)

Band D payment

The precept will be levied on the Newbury Council Tax base, which now stands at £13,445.70. This is an increase of £180.76 on last year 13,264.94 (1.36%).

The Band D Council tax payment for the Town Council precept will be £94.66 per household, an increase of £5.66 on last year (6.4%).

Hugh Peacocke

CEO and RFO

21 January 2023.



Strategy 2019-2024 – Year 4 update and Budget 2023/24

Full Council, 30th January 2023, v1

Making Newbury a town we can all be proud of



Our Mission

Our Mission – *What drives us?*



**Making Newbury
a town we can all be proud of**



2022-23: Continued delivery in most areas

- **NTC has successfully delivered several key objectives in Year 3:**
 - Significant progress on proposed new Community Café and public toilets for Victoria Park
 - Tender process entering final stages – complicated and delayed due to Covid aftermath, construction bottleneck and inflation. Funding agreed
 - Continued our youth work partnerships
 - Successful ongoing partnership with Berkshire Youth for outreach youth work in Newbury
 - Ongoing grants for the Community Youth Project in the Nightingales and the Riverside Centre in Clay Hill
 - Significant steps on sustainability:
 - Completed several energy saving projects in the Town Hall and our other buildings
 - Our cumulative carbon footprint reduction is one year ahead of schedule for an average of 7 tonnes p.a and carbon neutrality by 2030
 - Held our 6th climate conferences and awarded further Climate Grants incl £10K to Loose Ends & Cricket Club for PV and 3.8 tonnes CO2 offset
 - Completed a successful tender process and appointed John O'Connor as our new Grounds Maintenance partner
 - Improving sustainability and biodiversity included at the heart of the contract
 - Continued a much needed programme of maintenance to ensure safety of our playgrounds, buildings and our trees
 - Major upgrade of the playground in Fifth Road, and the addition of play equipment for the disabled in Victoria Park
 - Completed consultations on future improvements to Hutton Close and Greenham House Gardens
 - Started work on our Neighbourhood Development Plan, with stage 1 consultation almost completed
 - Significant consultation / planning responses on:
 - LRIE (incl NCFG), Sandford, the Local Plan, Newbury Town Centre Masterplan 2036, redevelopment of the Kennet Centre
 - Maintained Green Flag for Victoria Park, entered new tennis partnership, and introduced Crazy Golf
- **NTC has successfully maintained core services:**
 - Looked after our parks and playgrounds despite deteriorating service from previous grounds maintenance contractor
 - Charter market continues to have healthy number of stalls
 - Allotments remain at 100% capacity
 - Awarded grants to local organisations who are supporting the vulnerable in Newbury
 - Ongoing support for Citizens Advice, town centre CCTV, and Christmas Lights
 - Mayoral support for and appreciation of our residents, businesses and minority communities

2023-24: Key strategic projects

- **Open the new Community Café and public toilets in Victoria Park, by the end of 2023**
 - Assuming we can successfully complete the tender process and appoint a contractor who will deliver within our agreed budget.
 - If we cannot meet our agreed budget, then we will pause the project until the market situation improves and we can tender again.
- **Continue our support of youth work in Newbury with ongoing funding for:**
 - Partnership with Berkshire Youth for outreach youth work, youth work at both the CYP in the Nightingales and the Riverside Centre in Clay Hill
- **Specific actions to address the climate emergency:**
 - Reduce our net carbon by $\geq 7t$ to deliver cumulative reduction of $\geq 35t$ since 2019/20, one year ahead of schedule for net neutral by 2030
 - Ensure Victoria Park Community Café build is rated \geq BREEAM Very Good, and begin measurement of carbon emissions once operational
 - Award further Carbon Grants to help local organisations in Newbury reduce their carbon footprint, and deliver local offset for NTC
 - Begin recommended actions to manage the water courses for which we are responsible
- **Parks and Playgrounds:**
 - Start work on the improvements to the public open space at Wash Common & Hutton Close, based on the completed public consultations
 - Take over ownership of Greenham House Gardens and begin work to upgrade it based on the completed public consultation
 - Retain Green Flag for Victoria Park and secure Green Flag for City Rec for the first time
- **Seek funding for a major upgrade to the Wharf public toilets**
 - Work with WBC and others to secure funding for this, including disabled changing facility with specialist hoist, and a shower
- **Continue partnership to support inclusivity with our minorities**
- **Continue work on our Neighbourhood Development Plan:**
 - to enable the people of Newbury to have real influence in guiding future development in a sensitive and sustainable way
- **Provide a strong lobbying voice for Newbury residents, in particular into:**
 - Newbury Town Centre Masterplan 2036, including permanent pedestrianisation of the Market Place
 - London Road Industrial Estate development plans, including the Faraday Road Football Ground
 - Continue to oppose any plans for redevelopment of the Kennet Centre that are out scale with the historic town centre
- **Begin work to develop and agree a 20-year strategy for the role of NTC and investment in our public buildings**

Our Goals – *Where are we heading?*

1. Help make Newbury a unique, welcoming, safe and well cared for town

- A. Provide outstanding parks, playgrounds and public spaces.
 - Upgrade our parks in the Nightingales, Hutton Close, Wash Common & Greenham House Gardens. Win Green Flag for City Rec
- B. Run vibrant markets
- C. Run thriving allotments
- D. Provide well-kept and peaceful cemeteries
- E. Ensure our public and historic buildings are properly cared for and well-used
- F. Help deliver a well-presented town with high quality public amenities that support well-being, safety and visitors
- G. Provide a strong voice for Newbury by lobbying and working with WBC, Newbury BID, and others
 - Produce Neighbourhood Development Plan

2. Foster a real sense of community

- A. Inspiring Civic events and Mayoral calendar
- B. Enjoyable and inclusive community events
- C. Celebrate and recognise individual and community achievements
- D. Encourage and support contributions to our public and community life
- E. Celebrate and encourage appreciation of public art and Newbury's heritage

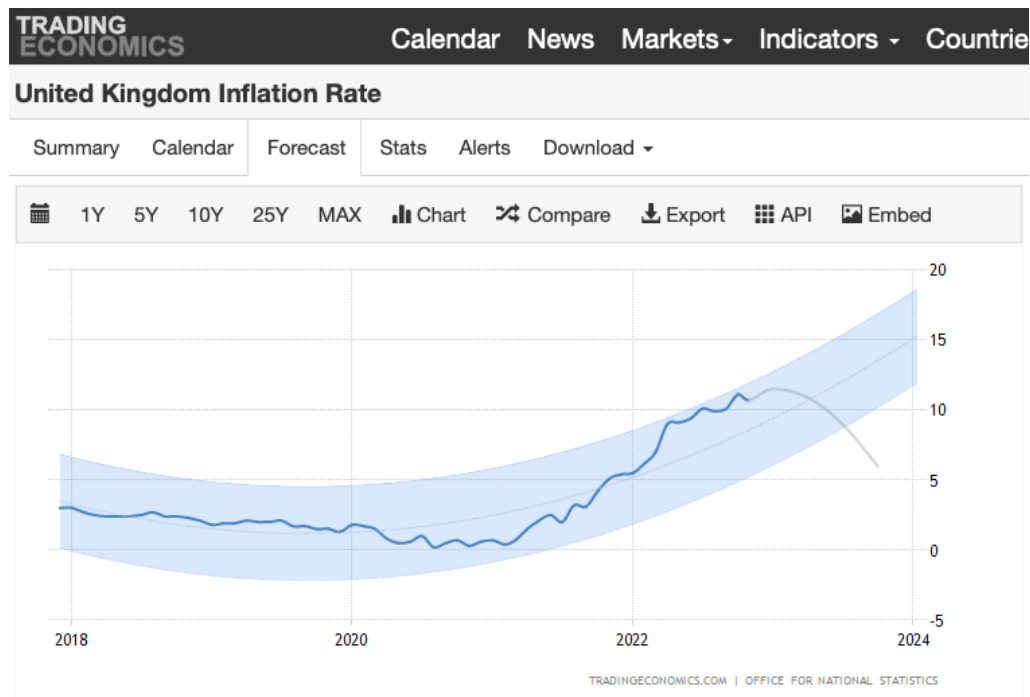
3. Take actions to address the climate emergency

- A. Ensure the activities of the Town Council are carbon neutral by 2030 or before
- B. Actively encourage and support actions that will make Newbury as a whole more environmentally sustainable

4. Provide focused support for young people, the elderly, minorities and the vulnerable

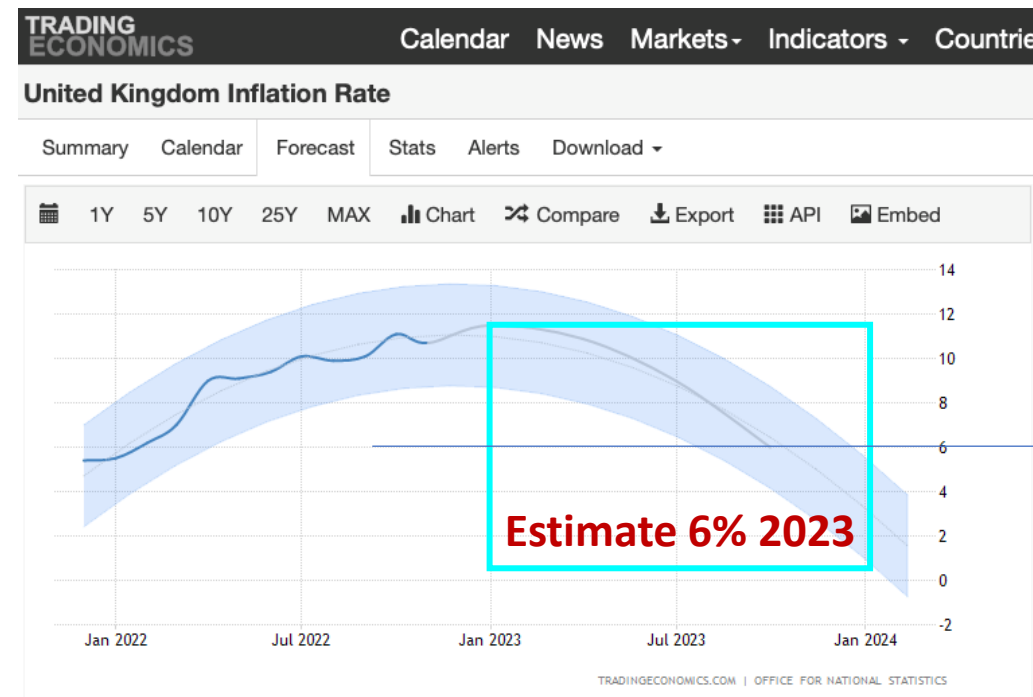
- A. Provide funding to organisations which support youth work and support to other vulnerable people in Newbury
- B. Support initiatives to make Newbury a more inclusive town
- C. Work with local organisations which support the homeless in Newbury

Inflation – CPI last 5 years and forecast next 2 years



Calendar	GMT	Reference	Actual	Previous	Consensus	TEForecast
2022-11-16	07:00 AM	Oct	11.1%	10.1%	10.7%	11%
2022-12-14	07:00 AM	Nov	10.7%	11.1%	10.9%	11%
2023-01-18	07:00 AM	Dec		10.7%		11.5%

+

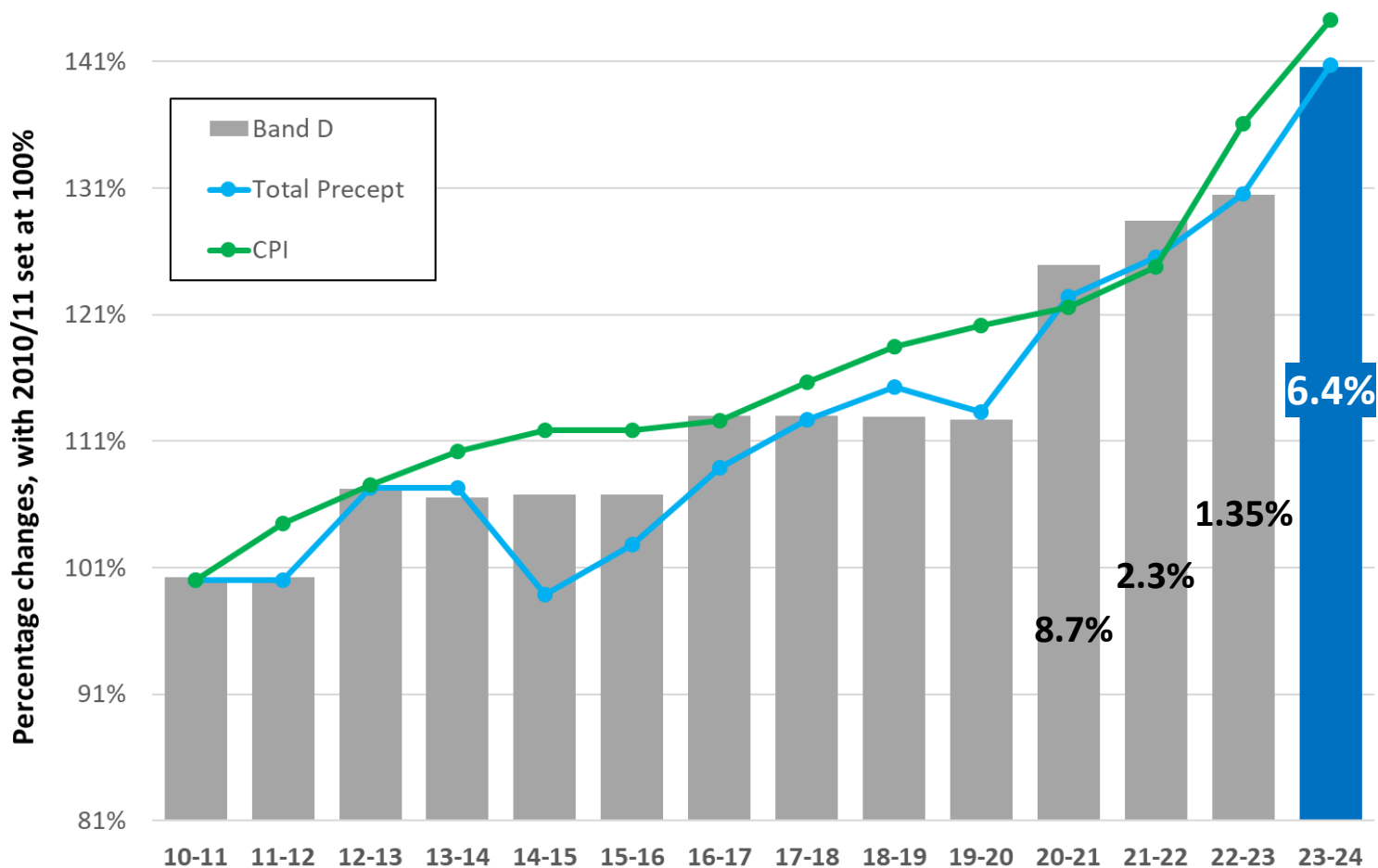


Calendar	GMT	Reference	Actual	Previous	Consensus	TEForecast
2022-11-16	07:00 AM	Oct	11.1%	10.1%	10.7%	11%
2022-12-14	07:00 AM	Nov	10.7%	11.1%	10.9%	11%
2023-01-18	07:00 AM	Dec		10.7%		11.5%

+

Budget – Topline vs CPI

Band D Precept vs Total Precept vs CPI - Budget vP&R



CPI: Status and predictions:

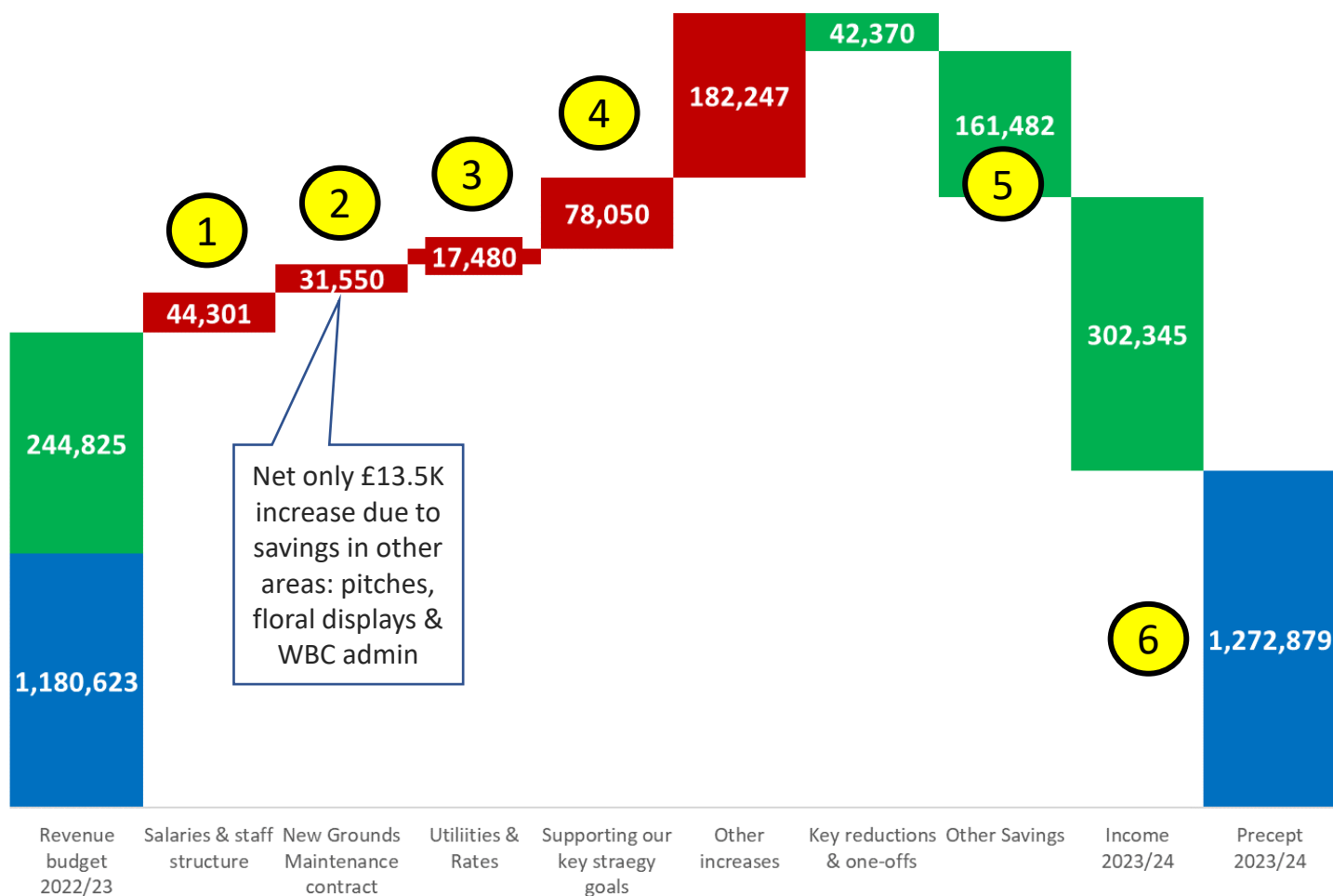
- to Dec 2022 = +10.5% (ONS)
- prediction for Q4 2023 = +5.0% (BoE)
- prediction for Q4 2024 = 1.5% (BoE)
- NTC assumption for 2023 = 6.0%
- CPI increase 2023-24 vs 2019-20 = 20.1%

Objective to minimise rise in precept while also ensuring we can effectively deliver our core services and strategic priorities

- **Budget total precept = +7.8%**
 - 2023-24 = £1.273 mio vs £1.181 mio
- **Tax base up 1.4% to 13,446**
- **Band D up by 6.4% to £94.67 p.a.**
 - Increase of £5.66 p.a. or 11 pence per week
 - Significantly below inflation
 - Band D increase 2023-4 vs 2019-20 is below CPI rise over same period

Budget 2023-24 vs 2022-23 – Illustrative Summary

Illustrative Change in Precept: 2023-24 vs 2022-23



• Significant increase in staff costs

- 1 • National pay awards, NI & pension, Covid levy
- New structure slight increase offset by savings

• New grounds maintenance contract

- 2 • Autonomy vs previous. Local depot
- Partnership, incl joint branding of vehicles

• Utilities & rates

- 3 • Electricity actually *lower* due to climate action

• Supporting our key strategic goals

- 4 • See further details

• Significant increase in income

- 5 • Market
- Tennis
- Allotments
- Cemetery

• Resulting Precept

- 6 • Budget vP&R = + 7.8% total precept
- For Band D +6.4%, below inflation

Supporting our key strategy goals

Supporting our Strategic Goals 2023-24

		Revenue	Reserves	CIL/PWLB	Total	Commentary
1	Community Café in Victoria Park	0	245,000	385,000	630,000	<p>Section 1 of our strategy:</p> <p>Help make Newbury a unique, welcoming, safe and well cared for town</p>
2	Upgrading Playgrounds, focus on Nightingales	40,000	10,000		50,000	
3	Wash Common public space upgrade stage 1	-	18,400		18,400	
4	Hutton Close upgrade	-	15,000		15,000	
5	Contribution towards Newbury Christmas lights	12,000			12,000	
6	Newbury In Bloom	4,500			4,500	
7	Support for friends Groups, Community, groups, etc	3,000			3,000	
8	Defibrulators	2,500			2,500	
9	Green Flag - City Rec	700			700	
10	Berkshire Youth: outreach youth work	25,000			25,000	<p>Section 4 of our strategy:</p> <p>Provide focused support for young people, the elderly, minorities and the vulnerable</p>
11	Grant Sub Committee	24,500			24,500	
12	CAB Grant	20,000			20,000	
13	Diversity & Inclusivity	3,000			3,000	
14	Greenham Community Youth	2,500			2,500	
15	Riverside Centre	2,500			2,500	
16	Volunteer Centre	500			500	
17	Grants for Climate Change Proj	10,000			10,000	<p>Section 3 of our strategy:</p> <p>Take actions to address the climate emergency</p>
18	Additional solar panels Town Hall	5,000			5,000	
19	Water courses	10,000			10,000	
20	Energy Conservation Projects	4,000			4,000	
21	Biodiversity Survey	1,000			1,000	
22	Greenham & Crookham Common	500			500	
Total		171,200	288,400	385,000	844,600	
Revenue increase vs 2022-23		78,050				



Making Newbury a town we can all be proud of



1/1/23 **NTC Budget 2023/24**

16:41 Draft 5, 05.01.2023		21-22		22-23			23-24	Source of Funds 2023-24					
Code	De: Income/exp	Budget	Actual	Budget	Actual YTD	Projected	Budget	NTC Income	Precept	Reserves	CIL/ S106	PWLB etc	External
100	Staff												
4000	Salaries/NI/PAYE	420,066	457,377	468,323	265,966	480,000	512,624		512,624				
4010	Misc Staff Expenses	2,575	4,815	4,000	3,889	5,000	7,000		7,000				
4045	Salary Reallocation	-420,066	-457,377	-468,323	-265,966	-480,000	-512,624		-512,624				
	Overhead Expenditure	2,575	4,815	4,000	3,889	5,000	7,000						
110	Central Services												
1076	Precept Received	1,135,249	1,135,249	1,180,623	1,180,623	1,180,623	1,272,879						
1090	Interest Received	2,500	906	1,000	4,414	7,000	8,000	8,000					
1091	Shares/Dividend Income	0	2	0	4	10	0	0					
1120	Grants & Donations Received	0	100	0	0	0	0	0					
1905	CIL income received	0	28,695	0	9,357	20,000	0	0					
1990	Miscellaneous Income	0	40	0	0	0	0	0					
	Total Income	1,137,749	1,164,992	1,181,623	1,194,398	1,207,633	1,280,879						
4045	Salary Reallocation	25,962	27,935	101,982	57,715	103,200	146,368		146,368				
4050	Bank Charges	2,060	2,573	2,100	1,472	2,400	3,000		3,000				
4055	Election Expenses	6,500	4,826	0	0	0	18,000		0	18,000			
4425	Repairs and Maintenance	0	2,700	0	0	0	0		0				
	Overhead Expenditure	34,522	38,034	104,082	59,187	105,600	167,368						
	110 Net Income over Expenditure	1,103,227	1,126,958	1,077,541	1,135,211	1,102,033	1,113,511						
200	P&R General												
4045	Salary Reallocation	36,695	40,256	15,679	8,511	16,000	28,380		28,380				
4105	Members' travel & subsistence	750	0	800	0	400	800		800				
4110	Bus Shelter Advertising	800	218	0	0	0	0		0				
4120	Precept Leaflet	1,200	1,099	1,300	0	1,400	1,000		1,000				
4125	P&R Projects Fund	5,000	23	3,000	0	0	2,000		2,000				
	Overhead Expenditure	44,445	41,596	20,779	8,511	17,800	32,180						

210	Grants & Contributions													
1600	Sponsorship	0	900	0	0	0	0	0	0					
	Total Income	0	900	0	0	0	0	0	0					
4150	Grants for Climate Change Proj	10,000	4,495	10,000	0	10,000	10,000	10,000	10,000					
4155	Berkshire Youth; Youth Worker	25,000	25,000	25,000	12,500	25,000	25,000	25,000	25,000					
4160	Contribution to BID Xmas light	12,000	12,000	12,000	12,000	12,000	12,000	12,000	12,000					
4165	Greenham Community Youth	2,500	2,500	2,500	0	2,500	2,500	2,500	2,500					
4170	Volunteer Centre	500	500	500	0	500	500	500	500					
4180	Grant Sub Committee	24,500	29,306	24,500	10,440	20,500	24,500	24,500	24,500					
4185	CAB Grant	20,000	20,000	20,000	20,000	20,000	20,000	20,000	20,000					
4190	CCTV	12,000	12,000	0	0	0	0	0	0					
4205	WBC - contribution to library	10,000	10,000	0	0	0	0	0	0					
4210	Defibs	4,000	3,266	2,500	1,070	2,500	2,500	2,500	2,500					
4211	Riverside Centre	2,500	0	2,500	0	2,500	2,500	2,500	0	2,500				
4212	Greenham & Crookham Common	500	500	500	0	500	500	500	500					
4213	Diversity & Inclusivity	0	0	3,000	2,500	2,500	3,000	3,000	3,000					
4214	Cicket Club contribution	0	0	5,000	0	5,000	0	0	0					
4215	Support for friends Groups, Community, groups, etc						3,000	3,000	3,000					
	Overhead Expenditure	123,500	119,567	108,000	58,510	103,500	106,000							
220	Corporate Services													
1990	Miscellaneous Income	100	118	100	0	0	0	0	0					
	Total Income	100	118	100	0	0	0	0	0					
4200	Visitor Information Centre	1,500	0	500	0	500	500	500	500					
4220	Training and Development	5,000	6,449	8,000	1,645	4,000	6,000	6,000	6,000					
4225	Advertising Recruitment	1,000	2,060	1,000	1,797	4,000	2,000	2,000	2,000					
4230	Telephone	5,650	7,303	7,000	4,315	7,000	8,000	8,000	8,000					
4235	Postage	1,500	1,929	1,800	1,612	2,500	3,000	3,000	3,000					
4240	Printing/Stationery	1,500	1,771	1,000	954	1,500	1,800	1,800	1,800					
4245	Office Equipment	2,000	860	1,500	117	1,500	1,500	1,500	1,500					
4250	IT	22,000	20,148	20,000	20,267	25,000	30,000	30,000	30,000					
4255	Professional Fees	15,000	10,833	12,500	11,796	17,000	18,000	18,000	18,000					
4260	Audit	3,800	3,395	4,500	480	5,000	4,800	4,800	4,800					
4265	Subscriptions	4,400	4,510	4,800	4,259	4,800	5,000	5,000	5,000					
4270	Photocopier Charges	2,000	1,640	1,300	1,018	1,500	2,000	2,000	2,000					
4275	Advertising General	1,200	1,016	1,300	660	1,300	1,500	1,500	1,500					
4280	Recycling Costs	900	974	1,100	578	1,100	1,200	1,200	1,200					
4285	GM contract admin fee (WBC)	2,700	2,700	2,800	0	2,800	0	0	0					
4290	Capital exp computers etc	6,000	2,069	2,000	0	2,000	0	0	0					
4420	Insurance	13,000	12,304	11,500	11,226	13,000	14,000	14,000	14,000					
	Overhead Expenditure	89,150	79,961	82,600	60,724	94,500	99,300							

290	Town Hall												
1270	Suite Lease Income	32,000	13,236	32,000	19,137	31,000	36,000	36,000					
1275	Solar Panel Income	400	0	500	0	500	1,500	1,500					
1280	Chamber Hire	6,000	6,096	7,000	4,765	9,000	10,000	10,000					
1285	Projector Hire	0	60	50	24	0	0	0					
	Total Income	38,400	19,392	39,550	23,926	40,500	47,500						
4045	Salary Reallocation	47,325	48,979	33,656	18,884	34,000	33,034		33,034				
	IT												
4255	Professional Fees	0	0	12,350	0	2,000	0		0				
4310	Reconnect Drinking Fountain	1,850	0	2,760	0	0	0		0				
4315	Topographical Survey	11,650	0	0	0	0	0		0				
4320	Town Hall Refurb	10,000	0	0	0	0	0		0				
	Town Hall Maintenance Fund												
4345	Additional solar panels Town Hall	1,500	0	1,870	0	1,870	5,000		5,000				
4405	Rates	11,094	11,557	11,500	10,785	10,785	11,430		11,430				
4410	Water	1,000	452	500	151	500	500		500				
4415	Energy Supplies	10,300	8,712	11,000	4,865	7,500	10,000		10,000				
4416	Energy Conservation Projects	5,000	5,486	4,000	3,945	4,000	4,000		4,000				
4425	Repairs and Maintenance	74,000	23,824	22,500	12,426	18,500	24,000		24,000				
4430	Maint. Contracts	14,588	16,396	15,900	10,856	15,900	16,500		16,500				
4440	Fire Extinguishers	1,500	667	1,950	500	1,250	1,200		1,200				
4445	Security	800	993	1,600	463	1,600	1,200		1,200				
4580	PPE	0	49	0	0	0	0		0				
	Overhead Expenditure	190,607	117,115	119,586	62,875	97,905	106,864						
295	Weddings												
1280	Chamber Hire	2,500	910	2,500	402	1,000	2,500		2,500				
	Total Income	2,500	910	2,500	402	1,000	2,500						
4045	Salary Reallocation	3,429	3,950	9,923	5,585	10,000	8,788		8,788				
4340	Weddings expenditure	1,000	1,129	2,000	2,609	3,000	1,000		1,000				
	Overhead Expenditure	4,429	5,079	11,923	8,194	13,000	9,788						

300	Newtown Road Cemetery													
1300	Cemetery Income	0	300	1,000	240	500	1,000	1,000						
	Total Income	0	300	1,000	240	500	1,000							
4045	Salary Reallocation	2,348	3,147	6,857	3,990	7,000	5,253		5,253					
4355	NRC Composting toilet maintenance	1,300	1,347	1,250	768	1,250	1,500		1,500					
4405	Rates	389	488	650	886	886	950		950					
4415	Energy Supplies	400	2,851	600	209	600	700		700					
4416	Energy Conservation Projects	1,000	134	0	0	0	0		0					
4425	Repairs and Maintenance	7,500	1,482	15,670	8,833	12,000	10,000		10,000					
4430	Maint. Contracts	12,250	11,093	8,650	6,741	9,600	9,000		9,000					
4435	Maint. Contracts Unscheduled	1,200	1,125	1,560	1,450	2,000	1,200		1,200					
4436	Headstone Survey	2,000	0	2,240	1,875	2,000	500		500					
4440	Fire Extinguishers	100	59	225	63	225	250		250					
4515	Tree Surveys & Works	800	0	1,850	800	1,850	2,000		2,000					
4540	NRC Composting Toilet (25%)	2,563	0	14,000	0	0	0		0					
4545	Redecoration of Chapel	1,200	0	0	0	0	0		0					
	Overhead Expenditure	33,050	21,726	53,552	25,615	37,411	31,353							
305	Shaw Cemetery													
1300	Cemetery Income	35,000	68,691	40,000	32,188	45,000	50,000	50,000						
	Total Income	35,000	68,691	40,000	32,188	45,000	55,000							
4045	Salary Reallocation	21,149	22,899	14,443	8,245	15,000	18,015		18,015					
4250	IT	1,100	1,792	1,180	0	800	0		0					
4265	Subscriptions	95	150	95	260	260	300		300					
4400	Rent Payable	1,000	1,000	1,000	0	1,000	1,000		1,000					
4405	Rates	280	1,410	1,500	8,982	8,982	9,200		9,200					
4410	Water	3,000	724	750	1,044	1,500	1,600		1,600					
4415	Energy Supplies	1,000	962	1,200	274	1,000	1,000		1,000					
4416	Energy Conservation Projects	1,860	1,860	0	0	0	0		0					
4425	Repairs and Maintenance	13,560	8,459	5,540	1,156	4,000	4,500		4,500					
4430	Maint. Contracts	63,500	60,120	67,500	36,458	67,500	70,000		70,000					
4435	Maint. Contracts Unscheduled	2,200	0	2,860	0	2,860	2,860		2,860					
4440	Fire Extinguishers	250	227	860	126	700	700		700					
4515	Tree Surveys & Works	2,885	680	3,420	0	2,420	3,000		3,000					
	Overhead Expenditure	111,879	100,283	100,348	56,545	106,022	112,175							

310	Markets													
1320	Market Income	39,000	50,826	50,000	27,977	45,000	50,000	50,000						
1990	Miscellaneous Income	0	200	0	0	0	0	0						
	Total Income	39,000	51,026	50,000	27,977	45,000	50,000							
4045	Salary Reallocation	23,094	24,362	12,939	7,447	13,000	11,801		11,801					
4265	Subscriptions	370	369	450	384	400	500		500					
4275	Advertising General	1,500	1,328	1,500	574	1,100	1,500		1,500					
4360	Market Management	14,000	14,172	14,800	8,813	13,000	17,500		17,500					
4405	Rates	5,725	5,783	6,000	5,783	5,782	6,200		6,200					
4415	Energy Supplies	1,000	621	1,200	404	800	1,200		1,200					
4425	Repairs and Maintenance	2,865	810	2,000	43	1,000	1,000		1,000					
	Overhead Expenditure	48,554	47,445	38,889	23,448	35,082	39,701							
315	War Memorial													
4045	Salary Reallocation	3,708	4,156	1,577	798	1,600	1,647		1,647					
4425	Repairs and Maintenance	700	330	2,500	360	2,000	1,500		1,500					
4850	Sinking Fund	2,000	0	2,000	0	2,000	2,000		2,000					
	Overhead Expenditure	6,408	4,486	6,077	1,158	5,600	5,147							
320	Footway Lighting													
4045	Salary Reallocation	3,708	4,156	4,094	2,394	4,100	3,840		3,840					
4415	Energy Supplies	7,313	7,666	9,000	3,616	8,000	8,000		8,000					
4425	Repairs and Maintenance	13,000	15,403	21,900	4,807	20,000	12,000		12,000					
4855	Street Lighting Upgrade	2,530	830	10,000	747	10,000	7,000		7,000					
	Overhead Expenditure	26,551	28,055	44,994	11,564	42,100	30,840							
325	Clock House													
	Replacement lighting								0					
4045	Salary Reallocation	3,708	4,156	1,577	798	1,600	1,647		1,647					
4415	Energy Supplies	750	794	850	394	600	850		850					
4425	Repairs and Maintenance	4,840	1,670	3,000	250	2,500	1,000		1,000					
	Overhead Expenditure	9,298	6,620	5,427	1,442	4,700	3,497							

350	Open Spaces													
1395	Wayleave Income	25	25	25	0	25	25	25						
1500	Other open spaces income	0	240	0	0	0	0	0						
1990	Miscellaneous Income	0	4,000	0	0	0	0	0						
	Total Income	25	4,265	25	0	25	25	25						
4771	Hutton Close Upgrade	0	0	35,000	2,091	15,000	20,000	20,000	0	20,000				
	Direct Expenditure	0	0	35,000	2,091	15,000	20,000	20,000						
4045	Salary Reallocation	25,658	27,708	15,674	8,777	16,500	10,609	10,609						
4400	Rent Payable	180	82	180	479	180	500	500						
4410	Water	100	29	110	8	110	110	110						
4425	Repairs and Maintenance	5,000	4,752	4,000	948	4,000	2,000	2,000						
4430	Maint. Contracts	72,994	71,372	76,240	42,939	78,000	78,000	78,000						
4435	Maint. Contracts Unscheduled	4,000	1,224	3,000	315	2,000	2,000	2,000						
4515	Tree Surveys & Works	7,650	5,925	4,530	950	3,530	3,000	3,000						
4750	Greenham House Gdns	9,450	0	10,500	0	10,500	0	0						
4755	Blossoms Field Tree Works	3,500	0	0	0	0	0	0						
4760	Litter Picking Equipment	500	92	500	0	500	500	500						
4765	Speen Moor Friends Group	500	199	500	0	500	0	0						
4770	Biodiversity Survey	2,000	0	1,500	0	1,500	1,000	1,000						
4773	Water courses						10,000	10,000	0	10,000				
	Overhead Expenditure	131,532	111,383	116,734	54,416	117,320	107,719	107,719						
	350 Net Income over Expenditure	-131,507	-107,118	-151,709	-56,507	-132,295	-127,694	-127,694						
355	Floral Displays and Trees													
1990	Miscellaneous Income	2,000	1,135	1,500	1,437	997	1,500	1,500	1,500					
	Total Income	2,000	1,135	1,500	1,437	997	1,500	1,500						
4045	Salary Reallocation	6,111	5,963	6,514	3,724	7,000	6,690	6,690						
4425	Repairs and Maintenance	850	0	500	52	0	0	0						
4430	Maint. Contracts	21,896	21,170	23,890	12,849	25,000	26,000	26,000						
4435	Maint. Contracts Unscheduled	0	0	1,435	0	0	1,500	1,500						
4470	Tree Maintenance	5,000	5,000	7,680	850	4,680	0	0						
4500	Tree planting	4,850	2,297	6,750	0	2,000	3,000	3,000						
4505	Edible Crops	300	0	450	0	450	450	450						
4510	Additional Floral Displays NIB	1,500	1,599	1,800	561	750	18,500	18,500						
4590	Consultation	1,000	0	0	0	0	0	0						
	Overhead Expenditure	41,507	36,029	49,019	18,036	39,880	56,140	56,140						

430	Wharf Toilets												
4417	Refurbishment - Wharf toilets	0	0	150,000	2,675	5,000	0		0				
	Direct Expenditure	0	0	150,000	2,675	5,000	0						
4045	Salary Reallocation	6,424	7,616	2,914	1,596	3,000	10,185		10,185				
4195	Wharf Toilets Contract	11,845	11,480	12,450	6,050	12,450	15,000		15,000				
4405	Rates	7,309	-6,776	0	0	0	0		0				
4425	Repairs and Maintenance	3,650	285	1,800	291	1,000	2,000		2,000				
	Overhead Expenditure	29,228	12,605	17,164	7,937	16,450	27,185						
500	CP,A&L General												
4640	Queens Platinum Jubilee	0	0	1,500	1,499	1,499	0		0				
4641	NTC 25th Anniversary	0	619	2,500	1,238	2,000	0		0				
4642	Coronation						1,500		1,500				
	Direct Expenditure	0	619	4,000	2,737	3,499	1,500						
4045	Salary Reallocation	28,081	30,961	28,083	15,958	29,000	24,519		24,519				
4600	CPA&L Committee Fund	500	0	500	0	0	500		500				
4625	Art Trail	1,000	1,366	1,000	725	1,000	1,000		1,000				
4637	Local Democracy WG	600	515	600	43	600	500		500				
4638	Youth Voice Event	5,000	235	5,000	0	0	0		0				
4639	Art on the Park	500	0	500	500	500	500		500				
	Overhead Expenditure	35,681	33,077	35,683	17,226	31,100	27,019						
505	Civic Responsibility												
4045	Salary Reallocation	30,469	32,761	23,139	13,032	23,500	24,403		24,403				
4650	Mayors Allowance	1,000	326	1,000	526	1,000	1,000		1,000				
4655	Honorary	4,000	2,340	4,000	1,650	4,000	3,500		3,500				
4660	Mayor Making	2,500	810	2,500	1,847	2,000	2,500		2,500				
4665	Remembrance	4,000	1,549	4,000	602	3,000	3,000		3,000				
4670	Regalia and Robes	3,000	2,739	3,000	353	2,000	2,000		2,000				
4680	Civic Hospitality & Events	1,500	1,291	1,500	1,049	1,500	1,500		1,500				
4690	Twin Towns	250	250	250	-250	250	250		250				
4700	Civic Award Scheme	1,000	1,180	1,000	0	500	1,000		1,000				
4705	Watership Brass	650	650	650	650	650	650		650				
	Overhead Expenditure	48,369	43,896	41,039	19,459	38,400	39,803						

600	Planning & Highways													
1120	Grants & Donations Received	100	0	0	0	0	15,000	15,000						
	Total Income	100	0	0	0	0	15,000							
4045	Salary Reallocation	32,142	35,430	41,775	23,671	43,500	35,980		35,980					
4800	P & H Committee Fund	1,000	396	1,000	0	1,000	1,000		1,000					
4805	Heritage Working Group	3,000	498	3,000	401	1,000	1,000		1,000					
4810	Neighbourhood Development Plan	7,000	1,228	5,000	1,062	5,000	15,000		15,000					
4815	Signage	10,000	0	0	0	0	0		0					
4820	Canal Corridor	10,000	0	5,000	0	3,000	0		0					
	Overhead Expenditure	63,142	37,552	55,775	25,134	53,500	52,980							
	600 Net Income over Expenditure	-63,042	-37,552	-55,775	-25,134	-53,500	-37,980							
	TOTALS													
	Reserves, etc						705,500							
	Total Budget Income	1,297,537	1,411,345	1,425,448	1,407,836	1,473,761	1,575,224	302,345	1,272,879	330,161	75,339	300,000	-	
	Expenditure	1,964,260	1,306,014	2,326,418	867,831	2,212,425	2,280,724	1,272,879						
	Net Income over Expenditure	-666,723	105,331	-900,970	540,004	-738,664	0	1,575,224						
								1,180,623						
								7.8%						